

Dingo Servo Mounts



**Newsletter
Christmas 2023.**



Hi, once again, fellow modellers.

Christmas comes but once a year and this is it!

I can't believe how quickly the time has passed and last Saturday I did my last show of the year at the Guildford O Gauge traders show.

It has been a really good year for Dingo with the launch of our new coloured boards with new revised firmware on the red boards for point operation.

We have also introduced our new range of drop-through signal mounts as well as a new switched setting box.


We have added new products to our range as well and now stock miniature toggle switches and 12V DC 3A power supplies.

A big thank you to all of you for keeping us going and continuing to challenge me into new designs and products.

But now to some of the latest news.



1. New purple magnet clips.



For sometime I have not been satisfied with our standard magnet clips for our signal mounts.

There has always been the problem of when you accidentally pull the actuator wire out that you have to then remove the clip and start all over again.

I tried printing a clip in TPU which would allow one to remove the top magnet and then drop it back in but still wasn't happy with this.

I have now redesigned the clip with a slot in the top rather than a hole to thread the wire through and it now allows for one to remove the top magnet without having to take the whole clip apart.

The Depth of the clip has been reduced so that the magnet now sits directly on the metal part of the mount so that there is no more pushing the magnet up against the wire.

One can even remove the top magnet if the wire has been pulled out simply with a small pair of sidecutters.

There is a video here of what this new clip looks like.

<https://youtu.be/JAJP-poNDOl>

I have sent some to a couple of clients who use the magnets for them to trial in the field and as soon as I am sure of their functionality, I will begin the change-over.


In the meantime, if you would like to try using them, please let me know.



2. The Crossing Gate sequencer

I have finally managed to get the crossing gate sequencer to work and the first boards arrived last week.

I have built one up and have begun tests. A small issue with timing is being sorted out as I write this and hope to have the boards available early in the new year.



As you can see it (plugs) directly into our Twin red board and operates the sequence moving servo 1 first followed by servo 2 after a pre-determined time delay. Once the control switch is then opened the sequence is reversed.

The time delay is set using the small trim pot on the board.


It operated well over the weekend at the Guildford show and there is a video of its operation (with the prototype board) here https://youtu.be/vVhK62_LMnM

I hope that this will be a useful addition to our control boards as I have been asked about this many times.

3. A New Mini Crossing Gate Mount with switch

I have been talking about doing this for a while and decided that I would design a new mount for crossing gates using the PowerHD HD1370A (Mini) servos

This I have now done and have the prototype working on my bench complete with a new (Hopefully) better magnetic clutch.




The new drive dog has two small magnets in it as well as a cam design to operate a switch.

The top bush has a steel washer in it which rides on top of the two magnets and creates the clutch.

The orange switch bracket can slide along the base plate so that it can be set to operate at the desired point of the rotation.

I am also going to offer a fixed drive unit in case magnets are not required.



A further development to this unit will be a modified set of drives for use on rotating ground signals which will open up another range of uses for this mount.

Again, these should be available early in the new year.

4. Christmas holidays.



As my wife Caryl and I are traveling to the USA this year to see our children and grandchildren, Dingo Servo Mounts will be closed for business from 25th December 2023 until 9th January 2024.

I will still be contactable by email but won't be able to ship any product until I return.

I would like to take this opportunity to wish you all a very happy and blessed Christmas and a wonderful and prosperous 2024.

Well I think that's all for now.

Why not pop along to one of the shows where I will be trading to see our range "in the flesh" – so to speak and have a chat.

All details of upcoming shows are on the "Home" page of the website.
This QR code should take you there.



www.dingoservo.co.uk

With Kind Regards
Dave



*Merry
Christmas*